

**Almost a century of experience** in the recreational and commercial vehicle industry, along with aviation and automotive technology, led to the development of a 12-volt, high performance air exchange system for recreational and commercial vehicles.

The core of our system is a powerful 12", 10-blade rotary fan that works with an open window to create a balanced air flow. It is designed for maximum air exchange. Hot, stale stuffy air is pushed out. Fresh, clean, natural air is pulled in.

**FAN-TASTIC VENT**® will exchange the air in your vehicle in minutes. Cooking smoke and unpleasant aromas are whisked away in seconds.

**FAN-TASTIC VENT**® can reduce the use of air conditioning allowing you to breathe natural ambient outside air.

**FAN-TASTIC VENT**® is light weight, compact, bug resistant, durable and seals tight when not in use. The sealed motor operates at 3 speeds for selected performance levels. Installs in minutes and fits the existing opening provided by most recreational vehicle manufacturers.

Whether your rig costs \$5,000 or a million dollars, the quality of the air you breathe should remain your paramount objective.

**Over 1 million Fan-tastic Vents have been put to use!**

## Using Fan-Tastic Vents Helps Make Your Living Space More Comfortable

- Quiet, 12-volt ceiling fan with 3-Speeds
- Fits standard 14x14" roof opening
- Dome-polycarbonate
- Removable screen for easy cleaning
- Fully automatic opening & closing dome cover available.
- Reversible fan blade motor (in or out)
- Low AMP draw insures full-time use

### SPECIFICATIONS

- Rooftop weight .....10 to 14 lbs.
- Dimensions .....16 1/2 x 16 1/2 x 3 1/2"\*
- Performance:

	SCFM	AMP	DECIBELS
High	920	3.00	40
Medium	653	2.29	39
Low	478	1.86	39

\*Production since 11-1-2000. Previous height was 4 1/4".

**Laboratory test data available upon request**

**Fan-Tastic Power Vents** lose their efficiency when covers or filters are used. Maximum air exchange requires unrestricted air flow

**FAN-TASTIC VENT**® provides a two-year limited warranty (lifetime warranty on exterior dome) against defects in materials and workmanship when installed and operated according to instructions. Should your vent require service or parts, or if you have questions, please feel free to contact us by phone, letter or E-mail.

Patent #4633769

**FAN-TASTIC VENT**®  
Brings the Outside in... Instantly®





MODEL 4000R  
MODEL 5000 RBT  
MODEL 6000 RBTA  
MODEL 900

**FAN-TASTIC VENT**®  
Brings the Outside in... Instantly®



2083 S. ALMONT • IMLAY CITY, MI 48444  
(800) 521-0298 • (810) 724-3818 • Fax (810) 724-3460  
www.fantasticvent.com • E-mail: fantastic@fantasticvent.com


MODEL 4000R



### Three Speed, Reversible

Select speed (1-low, 2-medium or 3-high). Select fan-blade direction (OUT-exhaust or IN-for air intake). Open dome manually with hand knob. When opened approximately 2", fan blade is activated. Fan blade can be turned off by placing the IN/OUT switch in the center (neutral) position.

MODEL 5000 RBT



### Three Speed, Reversible with Thermostat

This model has a built-in thermostat. The fan will operate at one of three preselected speeds when the thermostat calls for cooled air. Once the thermostat is satisfied, the fan shuts off automatically. Designed to insure consistent temperatures. Perfect for use at bedtime or when you leave your pets behind.

MODEL 6000 RBTA



### Automatic Dome Opener with Built-In Rain Sensor

This model is activated when the three speed switch is turned to any of the three speed selections. The dome cover is opened when the dome up switch is activated and closed when the down feature of the switch is selected. To activate the fan blade, the built-in thermostat must be turned to a temperature selection which is lower (cooler) than the current interior temperature. Once the selected temperature is attained, the fan blade will shut off, but the dome will remain open until the down feature is selected or the built-in rain sensor becomes wet. Once the sensor dries, the dome will re-open. A built-in manual knob can be used to close the dome in an emergency, to adjust the dome to a desired partially open level or to override the rain sensor. For storage, the dome switch must be in the down position and the three speed switch in the off ("O") position.

MODEL 900



### Non-Powered, Static Vent

For the discriminating user who tires of changing vents because of deterioration and breakage. This high-quality static vent has a Luran body, Poly carbonate dome and carries a LIFETIME WARRANTY!

Fan-Tastic Vent is an investment which will insure comfort by providing immediate air exchange with a minimum 12-volt power usage. It's one of the most used appliances in any rig. Fresh clean outside air can be yours without generators, air conditioners or engines operating.

**Brings the Outside in... Instantly®**